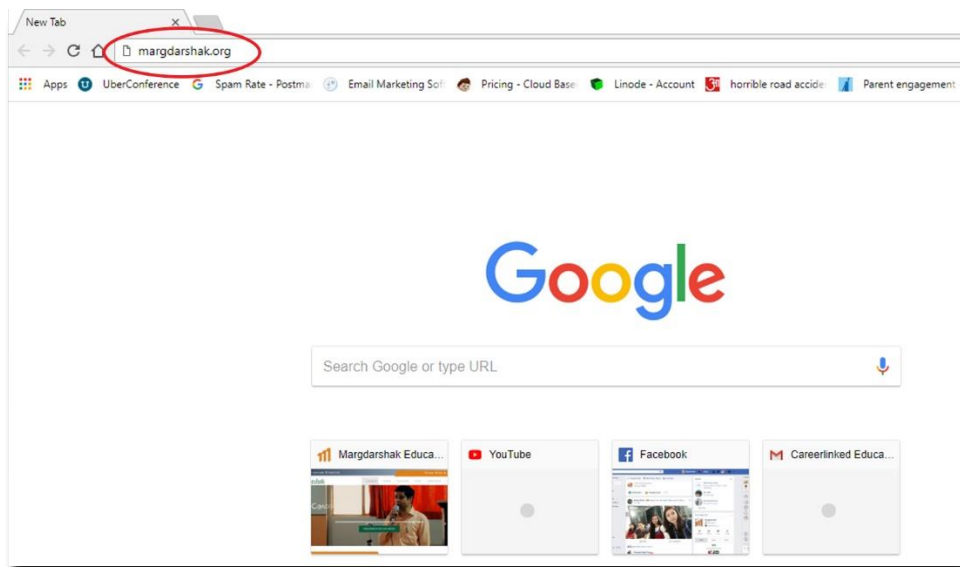
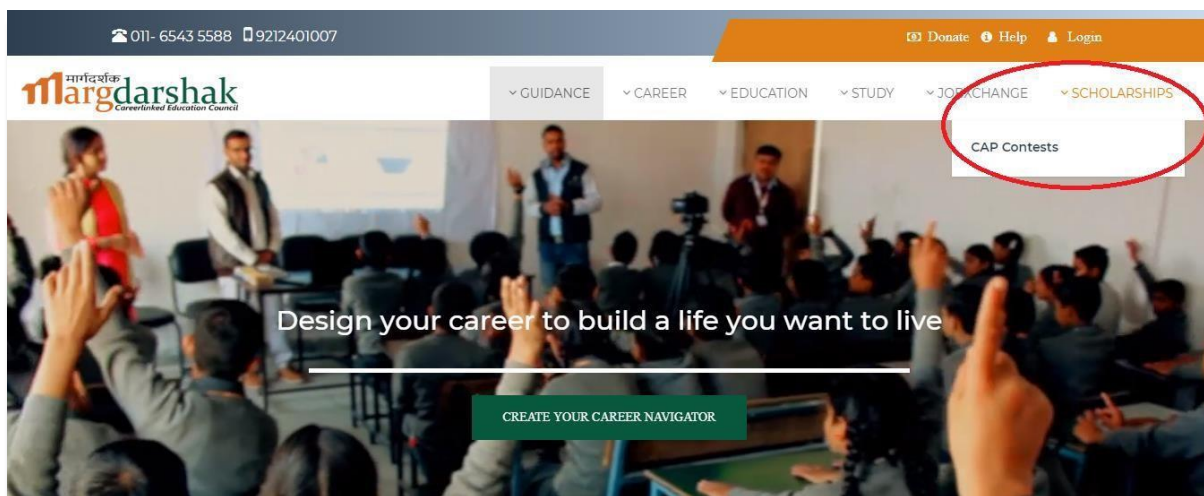


Stepwise Procedure for CAP (Career Awareness Programme) Contest

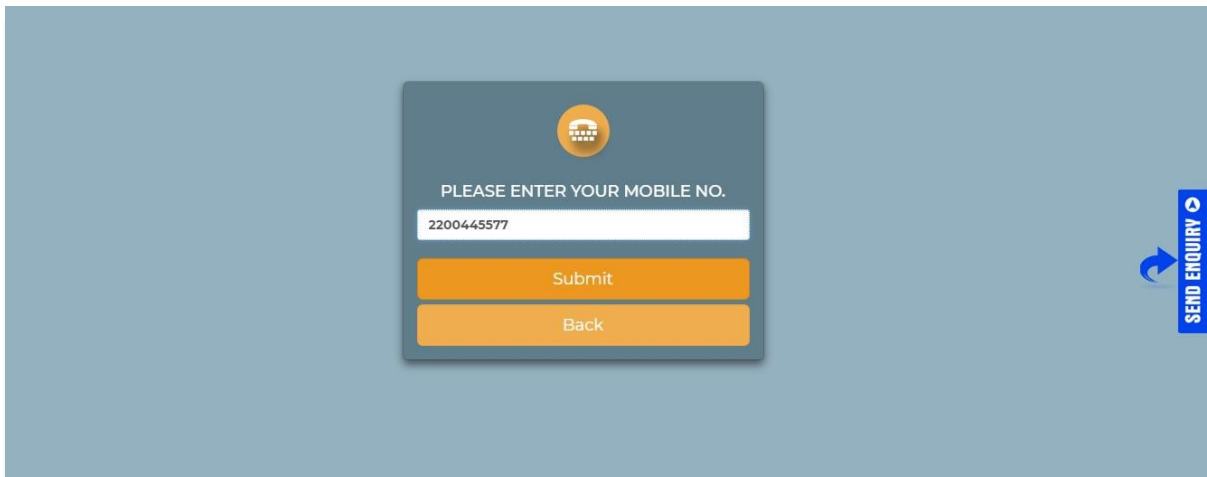
Step 1: Open Google on Mozilla or chrome and type “margdarshak.org”. Press enter button.



Step 2: You will see the official website of **Margdarshak**. Click on the tab as ‘**Scholarship**’ under this click on the sub link as ‘**CAP Contest**’.

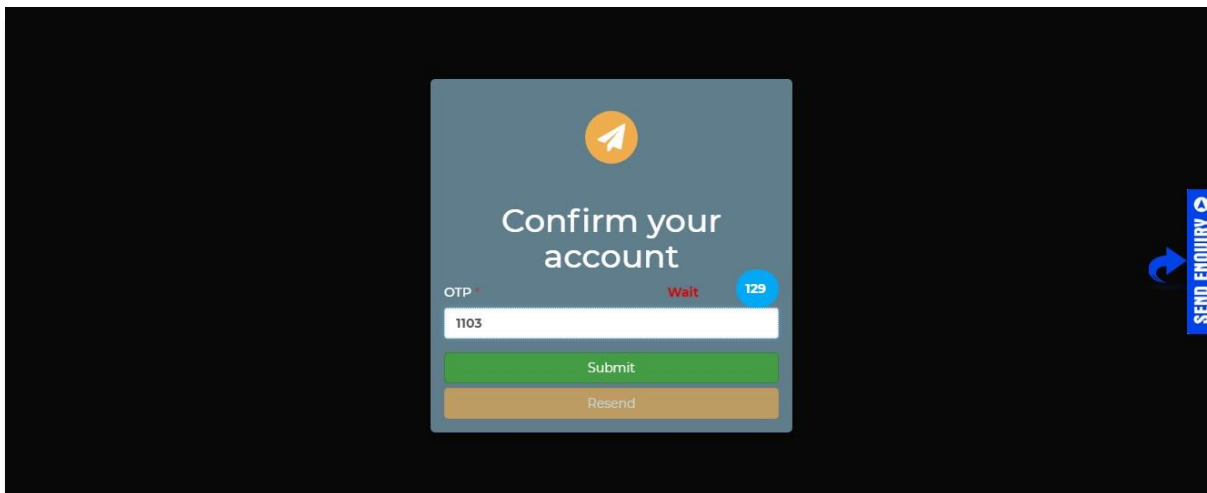


Step 3: Now after this enter your 10-digit mobile number on which you can receive OTP (onetime password) to proceed further. And then click on ‘**Submit**’ button.



A screenshot of a mobile application interface. At the top center is a circular icon with a grid pattern. Below it, the text reads "PLEASE ENTER YOUR MOBILE NO.". A white input field contains the number "2200445577". Below the input field are two orange buttons: "Submit" and "Back". On the right side of the screen, there is a vertical blue button with a circular arrow icon and the text "SEND ENQUIRY".

Step 4: Once you receive an OTP, enter it and again click on ‘**Submit**’ button. You are now redirected to the page where you need to enter your details.



A screenshot of a mobile application interface. At the top center is a circular icon with a paper plane symbol. Below it, the text reads "Confirm your account". Below this, there is a label "OTP" followed by a red asterisk and the word "Wait" in red. To the right of "Wait" is a blue circle containing the number "129". A white input field contains the number "1103". Below the input field are two buttons: a green "Submit" button and a brown "Resend" button. On the right side of the screen, there is a vertical blue button with a circular arrow icon and the text "SEND ENQUIRY".

NOTE: If you are the existing candidate of CAP Contest then you are redirected to Fill your detail page. You can now skip Step 4.

Step 5: Now you need to enter your details like your name, email, city and class. Make sure you'll enter the columns marked with red star (*).

If you are referred from any education counsellor then in the nominated by column you need to enter the name, mobile no., email of that counsellor. Then click on '**Submit**' button.

margdarshak
Conventional Education Council

GUIDANCE CAREER EDUCATION STUDY SKILLS JOBCHANGE SCHOLARSHIPS

FILL UP YOUR DETAILS

Name : * Shimona kaushal

Mobile No : * 9900217726

Email : * shimona@gmail.com

City : * New Delhi

Class : * 6th

NOMINATED BY (OPTIONAL)

Name : Robin Singh

Email : robin@gmail.com

Mobile No : 7788994455

Submit Back

Step 6: You are now redirected to a page where you'll see a message as '**Register successfully. Please check the following contests**'. Click on '**Start test**' button to start with your test.

margdarshak
Conventional Education Council

GUIDANCE CAREER EDUCATION STUDY JOBCHANGE SCHOLARSHIPS

Hi, Shimona kaushal

Edit Profile New Student View Coupon

Register successfully. Please check the following contests

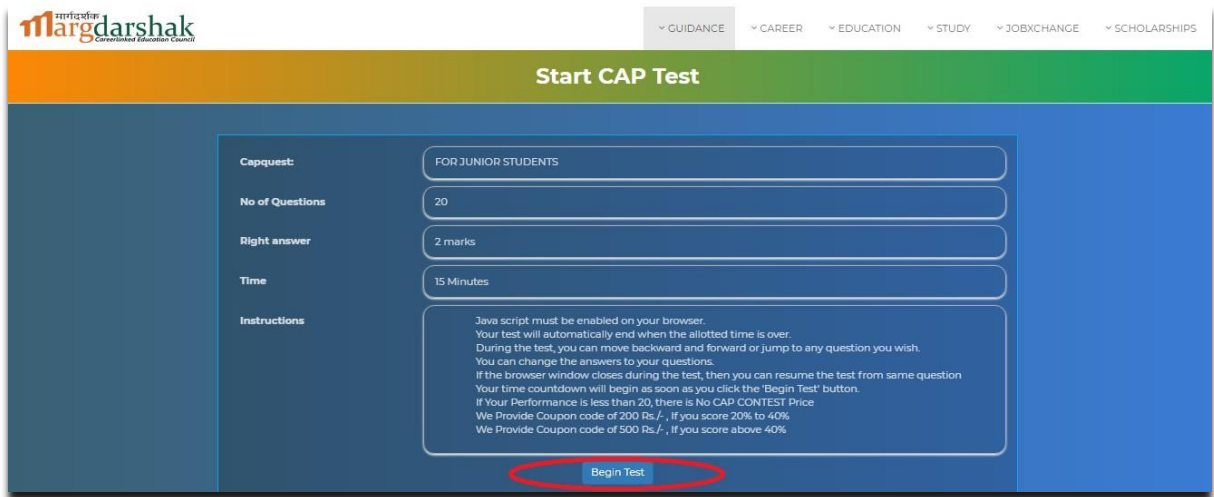
Contest	Sponsor	Last Date	Action
FOR JUNIOR STUDENTS	CMPT Institute, New Delhi	21-11-2018	Start Test

1st Level
Every participant will get participation Certificate and a coupon code of Rs 200/- or 500/-

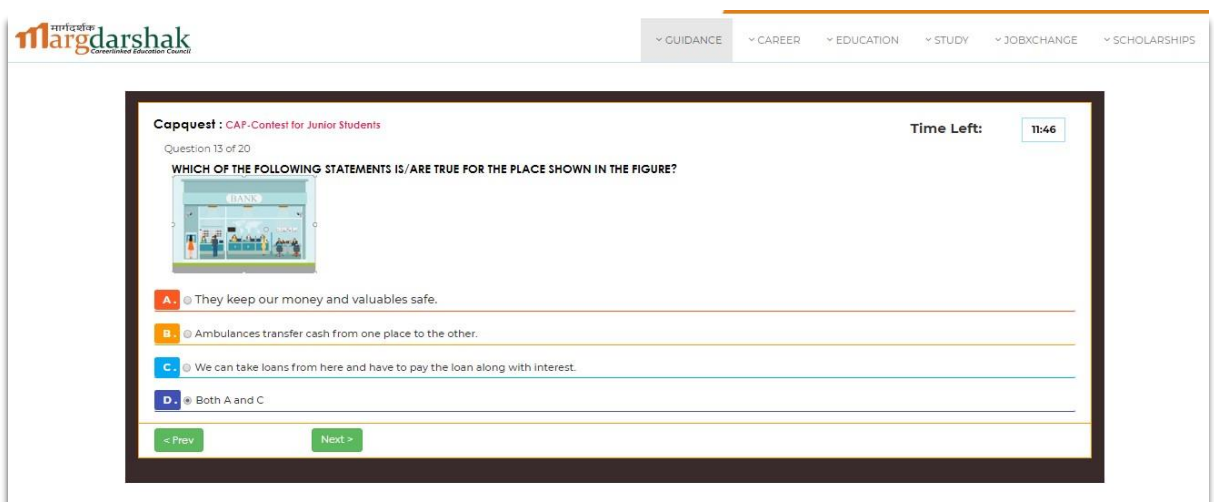
2nd Level
If you got 80% in 1st LEVEL then you can contact the council for next level of scholarship test.

SEND ENQUIRY

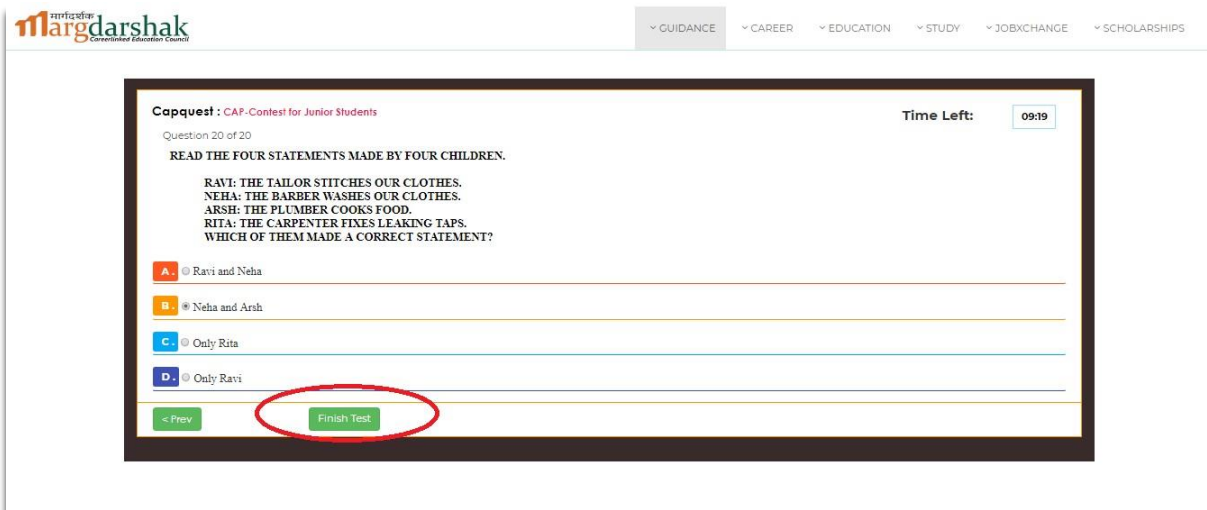
Step 7: Read the instructions carefully before you proceed with CAP test. After that click on '**Begin Test**' button.



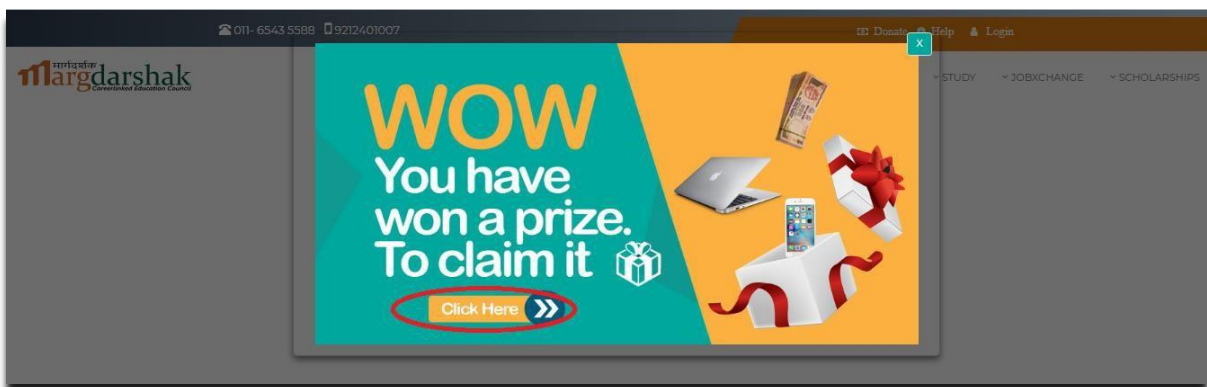
Step 8: Answer 20 MCQ within 15 mins. Once you answer a question click on ‘Next’ button or click on ‘Prev’ button to go back to previous question.



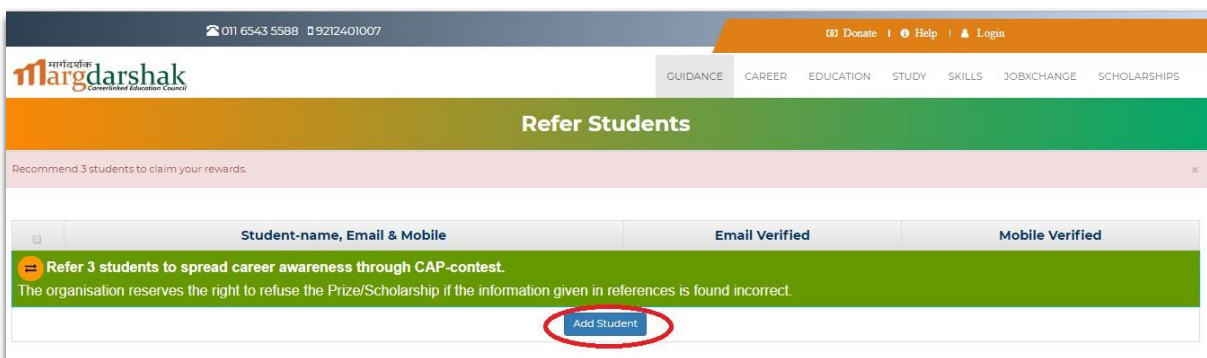
Step 9: Once test is done, click on ‘Finish’ button or else after 15 mins your test will be automatically be saved.



Step 10: After completing your test, you can see a pop-up as ‘**WOW You have won a prize. To claim it. Click here**’. Click on ‘**Click here**’ button.



Step 11: You have to provide 3 references in order to check for your result and your prize. Click on ‘**Add Student**’ button.



Step 12: Provide the details of the referred student. Make sure you'll enter the columns marked with red star (*). Now, again click on 'Add student'.

margdarshak
CareerLinked Education Council

GUIDANCE CAREER EDUCATION STUDY JOBXCHANGE SCHOLARSHIPS

Student Manager

Name *

Mobile*

E-mail
Available

Pincode

District*

Class*

Name & Contacts	City	Ustertype	Email Verified	Mobile Verified
Add atleast 3 more students to claim your rewards.				

Step 13: Once you give 3 references, you will be able to see your result.

NOTE: Please note that along with your result, on right side of page you will see a coupon code which is valid only for 7 days from the day you earn them and which you can use to purchase tools.

margdarshak
CareerLinked Education Council

GUIDANCE CAREER EDUCATION STUDY JOBXCHANGE SCHOLARSHIPS

CAP Result

Hi, [Redacted]

Marks	30
Percentage	75%

You have **won** a coupon code **E70A8E** of **Rs. 500**

To give you the prize and certificate, one of our Career Advisor will contact you soon...

This coupon code valid till **01 May 2018**

In case you do not get any call from our Advisor, Please contact at +91- 8368566224, OR Mail us: mail@margdarshak.org

Step 14: Click on '**Back**' button to conduct new CAP test.

The screenshot shows the Margdarshak website interface. At the top left is the logo for Margdarshak, Government Education Council. A navigation menu includes GUIDANCE, CAREER, EDUCATION, STUDY, JOBCHANGE, and SCHOLARSHIPS. The page title is 'CAP Result' and a user is logged in as 'Hi, S...'. A table displays the following results:

Marks	30
Percentage	75%

Below the table is a 'Back' button, which is circled in red. To the right of the table is a purple notification box with a thumbs-up icon. The text in the box reads: 'You have won a coupon code E70A8E of Rs. 500. To give you the prize and certificate, one of our Career Advisor will contact you soon.. This coupon code valid till 01 May 2018. In case you do not get any call from our Advisor, Please contact at +91- 8368566224, OR Mail us: mail@margdadrshak.org'.